Testumgebungen für WordPress

12. Dezember 2017

Walter Ebert
@wltrd

WP FRA

https://wpmeetup-frankfurt.de/

Live-Server

https://wordpress.org/plugins/search/backup/

Plugins

Showing results for: **backup**

UpdraftPlus WordPress Backup Plugin

(2,717)

Backup and restoration made easy. Complete backups; manual or scheduled (backup to S3, Dropbox, Google Drive, Rackspace, FTP, SFTP, email + others).

UpdraftPlus.Com, DavidAnderson

1+ million active installations Tested with 4.9.1

BackWPup – WordPress Backup Plugin

(590)

Schedule complete automatic backups of your WordPress installation. Decide which content will be stored (Dropbox, S3...). This is the free version

Inpsyde GmbH

600,000+ active installations Tested with 4.9.1

WordPress Backup and Migrate Plugin – BackupGuard

(577)

Backup site, restore or migrate it

Jetpack by WordPress.com

(1,426)

The one plugin you need for stats, related posts, search engine

Hostingpaket ausreizen

http://beispiel.de
http://test.beispiel.de


PC/Laptop
Live-Server

Lokale Entwicklungsumgebung

XAMPP https://www.apachefriends.org/

MAMP (Pro) https://www.mamp.info/de/

WAMP http://www.wampserver.com/en/

Laravel Valet https://laravel.com/docs/5.5/valet

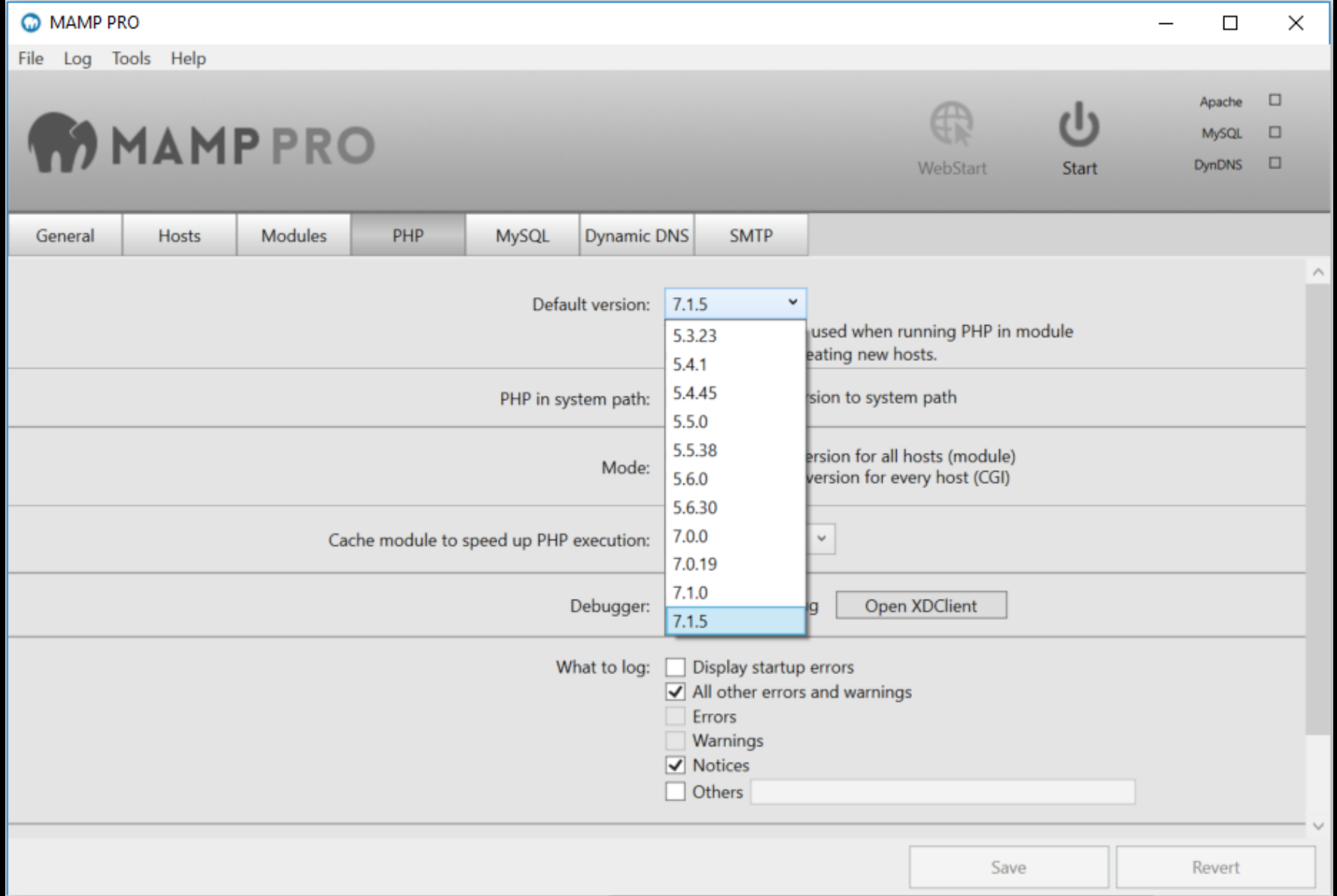
MAMP PRO
File Log Tools Help
MAMP PRO
WebStart
Start
Apache
MySQL
DynDNS
General Hosts Modules PHP MySQL Dynamic DNS SMTP
Default version: 7.1.5
5.3.23
5.4.1
5.4.45
5.5.0
5.5.38
5.6.0
5.6.30
7.0.0
7.0.19
7.1.0
7.1.5
used when running PHP in module
eating new hosts.
PHP in system path:
sion to system path
Mode:
ersion for all hosts (module)
version for every host (CGI)
Cache module to speed up PHP execution:
Debugger:
g
Open XDClient
What to log:
Display startup errors
All other errors and warnings
Errors
Warnings
Notices
Others
Save
Revert

Lokale Domain

```
http://localhost
http://localhost:8080
http://meineseite.localhost
http://meineseite
http://dev.meineseite.de
```

https://ma.ttias.be/chrome-force-dev-domains-https-via-preloaded-hsts/

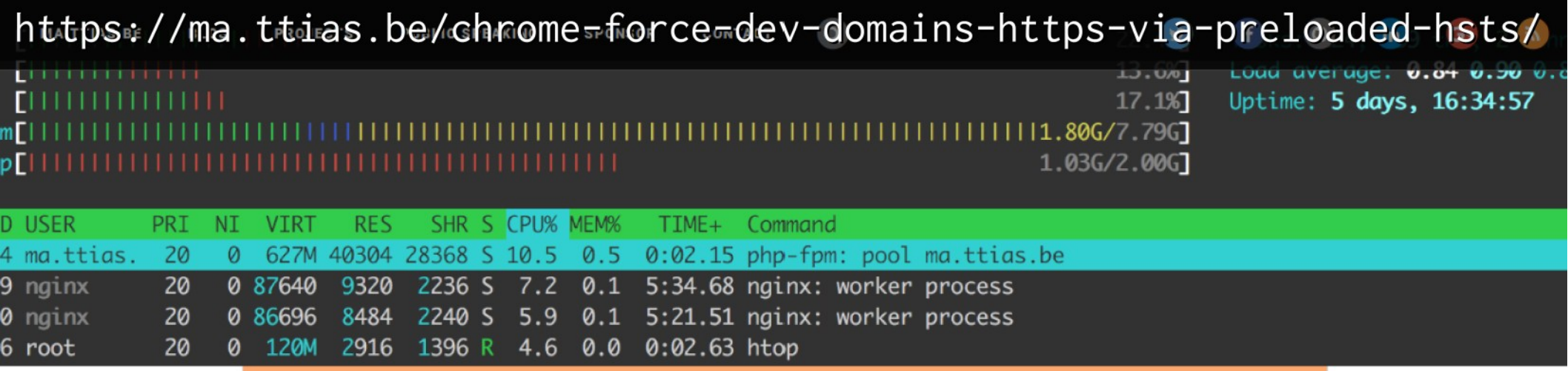

Sponsor: DNS Spy: paranoid about your DNS. Monitor, back-up and validate your DNS records. Get notified whenever your DNS records change. Scared someone might change your DNS records? We've got you covered.

Chrome to force .dev domains to HTTPS via preloaded HSTS

Mattias Geniar, Sunday, September 17, 2017 - *last modified: Friday, December 8, 2017*

tl;dr: Chrome 63 (out since December 2017), will force all domains ending on .dev (and .foo) to be redirected to HTTPS via a preloaded HTTP Strict Transport Security (HSTS) header.

This very interesting commit just landed in Chromium:

> *Preload HSTS for the .dev gTLD.*

Domain in Hosts-Datei

```
127.0.0.1 meineseite
```

Windows
`C:\Windows\System32\drivers\etc\hosts`

Mac + Linux
`/etc/hosts`

PC/Laptop
Live-Server

Dashboard
Beiträge
Medien
Seiten
Kommentare
Design
Plugins
Benutzer
Werkzeuge
Verfügbare Werkzeuge
Daten importieren
Daten exportieren
Einstellungen
Menü einklappen

Hilfe

Daten exportieren

Wenn du unten auf Export-Datei herunterladen klickst, wird WordPress eine XML-Datei für dich erstellen, die du auf deinem Computer speichern kannst.

Dieses Format, das wir „WordPress eXtended RSS" oder WXR nennen, beinhaltet deine Beiträge, Seiten, Kommentare, benutzerdefinierten Felder, Kategorien und Schlagwörter.

Nach dem Speichern der Datei kannst du die Importfunktion einer anderen WordPress-Installation benutzen, um die Inhalte dieser Website zu importieren.

Wähle, was du exportieren möchtest

- (•) Alle Inhalte

Der Export enthält dann alle Beiträge, Seiten, Kommentare, Benutzerdefinierte Felder, Kategorien, Schlagwörter, Navigationsmenüs und Individuelle Inhaltstypen.

- ( ) Beiträge
- ( ) Seiten
- ( ) Medien

Export-Datei herunterladen

Dashboard
Beiträge
Medien
Seiten
Kommentare
Design
Plugins
Benutzer
Werkzeuge
Verfügbare Werkzeuge
Daten importieren
Daten exportieren
Einstellungen
Menü einklappen

WordPress importieren

Willkommen! Lade deine WordPress-eXtended-RSS-(WXR)-Dateie hoch und wir importieren die Beiträge, Seiten, Kommentare, benutzerdefinierten Felder, Kategorien und Schlagwörter in diese Website.

Wähle eine WXR (.xml) Datei zum Hochladen, dann klicke auf Hochladen und importieren.

Wähle eine Datei von deinem Computer: (Maximale Größe: 8 MB) Browse... No file selected.

Datei aktualisieren und importieren

https://wordpress.org/plugins/duplicator/

Duplicator – WordPress Migration Plugin

By Snap Creek

Download

Details Reviews Support Development

Virtuelle Machinen

VirtualBox
Vagrant
Docker

Virtuelle Machinen für WordPress

VVV https://github.com/Varying-Vagrant-Vagrants/VVV

Chassis http://beta.chassis.io/

Wocker https://wckr.github.io/

WP Docker https://github.com/10up/wp-local-docker

Local https://local.getflywheel.com/

PC/Laptop
Live-Server

Änderung hochladen

(S)FTP
Rsync
Git

(S)FTP-Programme

Filezilla https://filezilla-project.org/

Cyberduck https://cyberduck.io/

WinSCP https://winscp.net/eng/docs/lang:de

Git-Hosting

GitLab https://about.gitlab.com/gitlab-com/

Bitbucket https://bitbucket.org/

GitHub https://github.com/

Git-Programme

SourceTree https://www.sourcetreeapp.com/

GitTower https://www.git-tower.com/

GitKraken https://www.gitkraken.com/

Tortoise Git https://tortoisegit.org/

GitHub Desktop https://desktop.github.com/

Dateien vs. Daten

https://deliciousbrains.com/wp-migrate-db-pro/

Migration
can be a beautiful thing

Even for a WordPress database

Copy your database from one WordPress install to another with one click in your dashboard

- Stop wasting time on migrations

http://wp-cli.org/

```
wp export data.xml
wp import data.xml
wp db export data.sql
wp db import data.sql
wp search-replace alt neu
```

https://make.wordpress.org/cli/handbook/running-commands-remotely/

wp-cli.yml

```
@prod:
  ssh: dev_user@example.com~/webapps/production
@dev:
  ssh: vagrant@192.168.50.10/srv/www/example.dev
@local:
  ssh: vagrant:default
@both:
  - @prod
  - @dev
```

https://wordpress.org/plugins/wp-cfm/

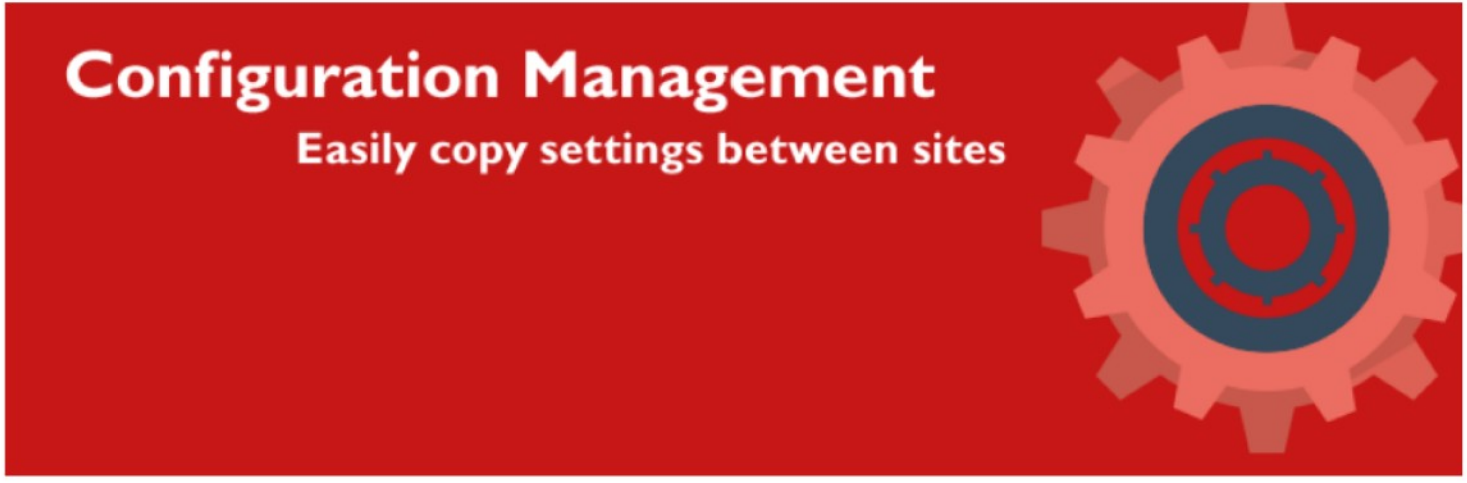

WP-CFM

By Forum One

Download

Details Reviews Installation Support Development

https://roots.io/bedrock/

Bedrock

WordPress boilerplate with modern development tools, easier configuration, and an improved folder structure.

★ Better WordPress project structure

The organization of Bedrock is similar to putting WordPress in its own subdirectory but with some improvements, including renaming `wp-content/` to `app/`.

```
├── composer.json
├── config
│   ├── application.php
```

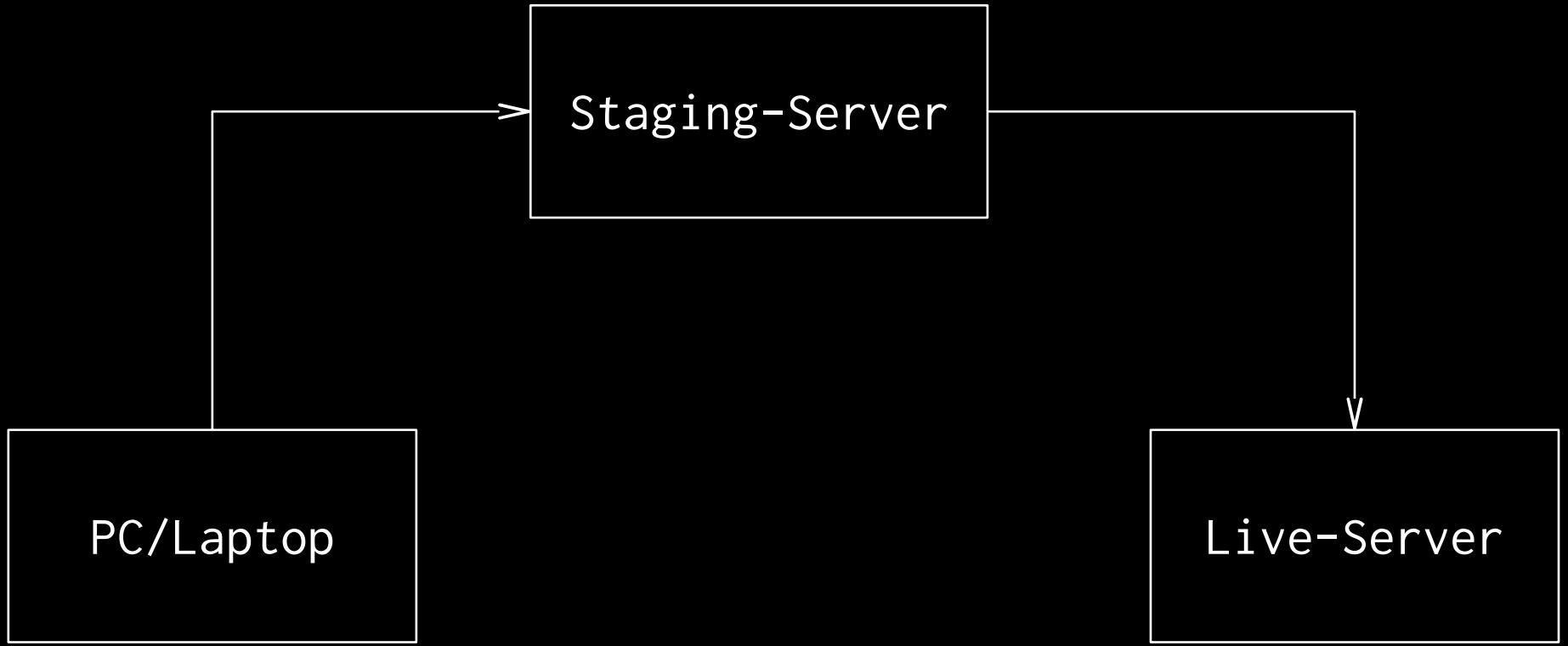
Staging-Server
PC/Laptop
Live-Server

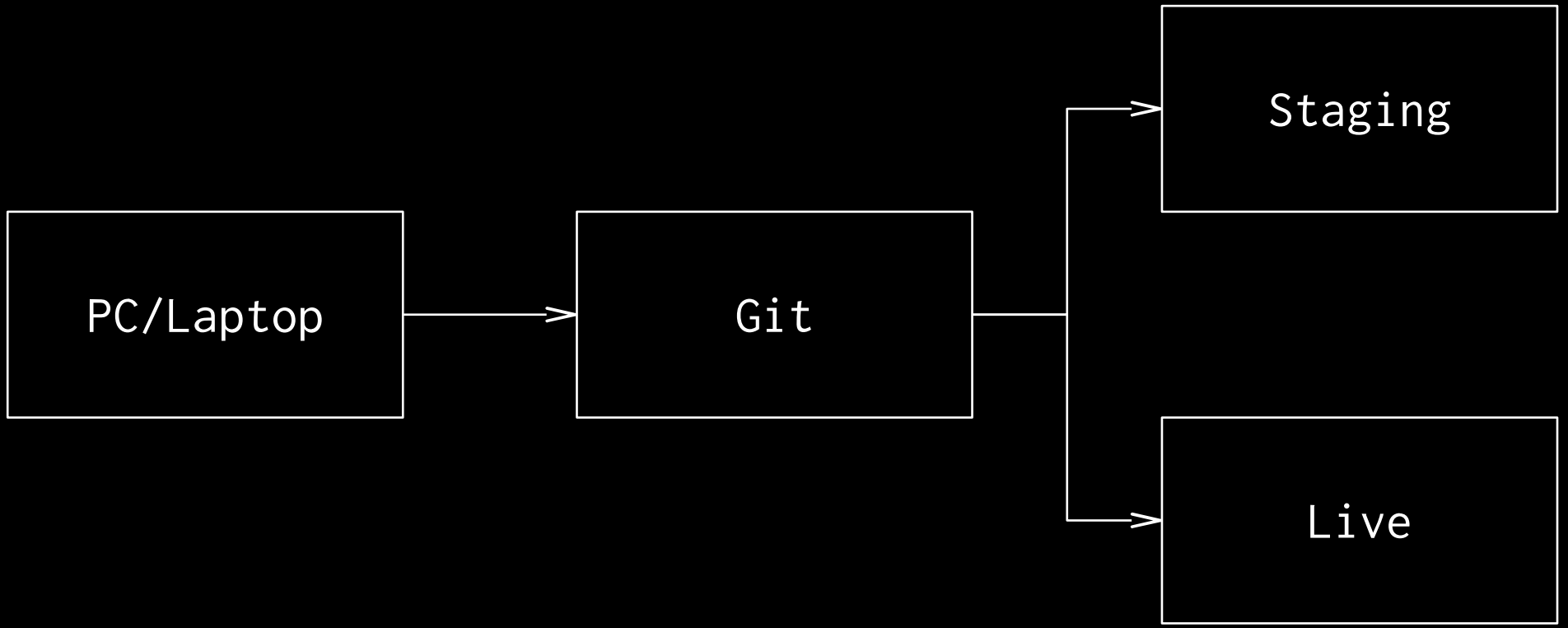
PC/Laptop
Git
Staging
Live

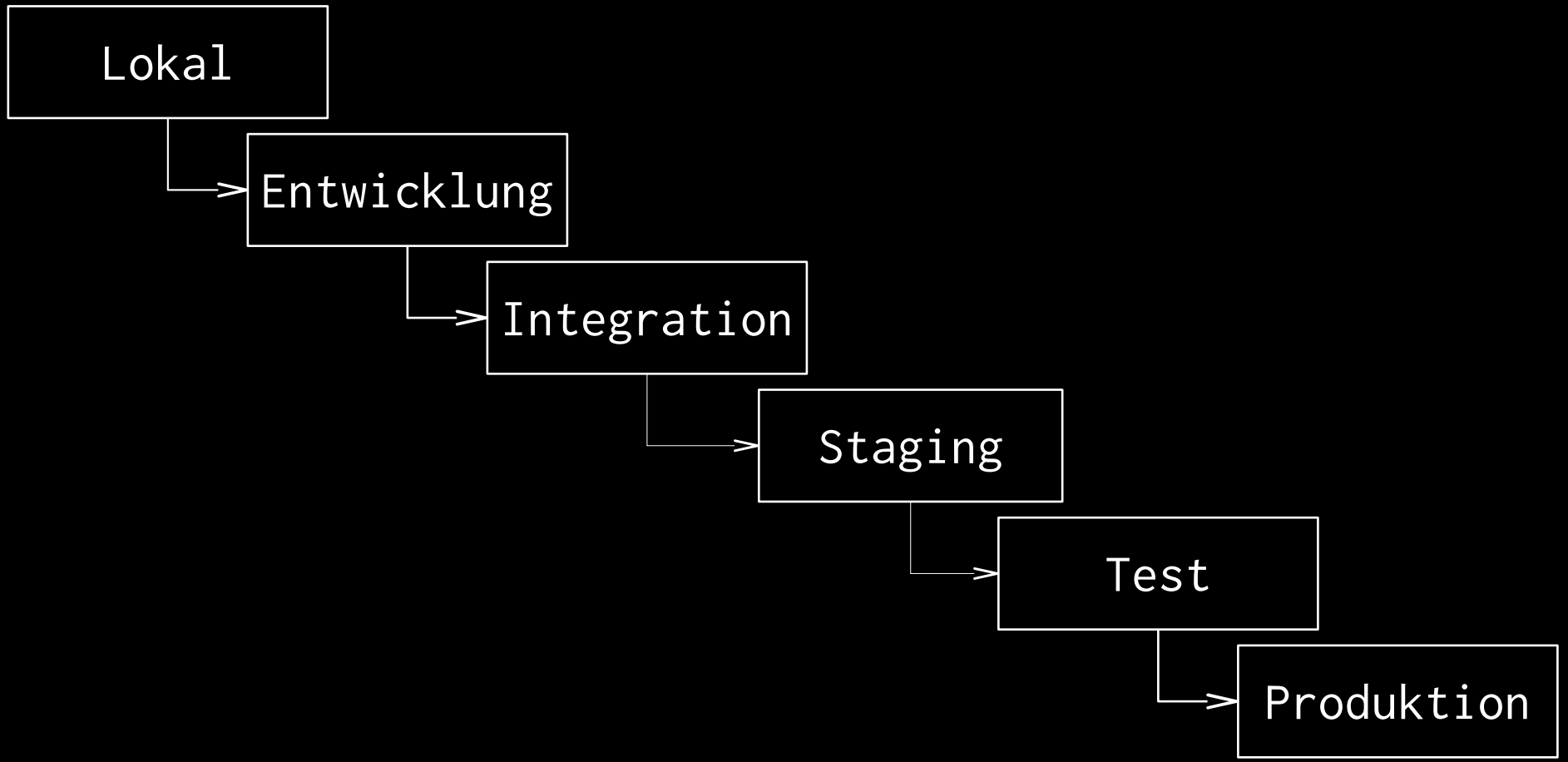
Lokal
Entwicklung
Integration
Staging
Test
Produktion

Continuous Integration/Delivery

Jenkins https://jenkins.io/
Travis CI https://travis-ci.org/
GitLab CI https://docs.gitlab.com/ce/ci/
DeployHQ https://www.deployhq.com/

https://martinfowler.com/articles/continuousIntegration.html

@wltrd
walterebert.de
slideshare.net/walterebert